
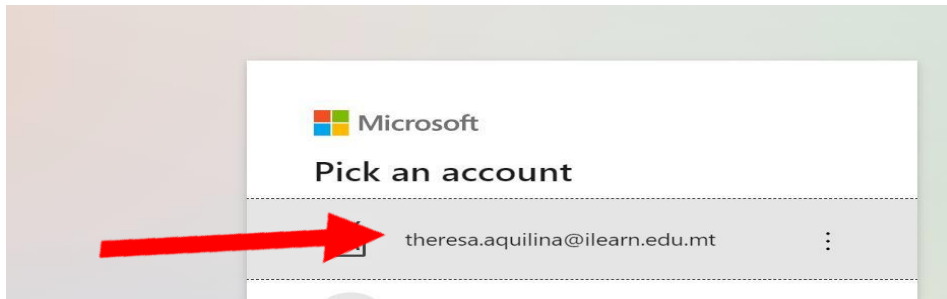


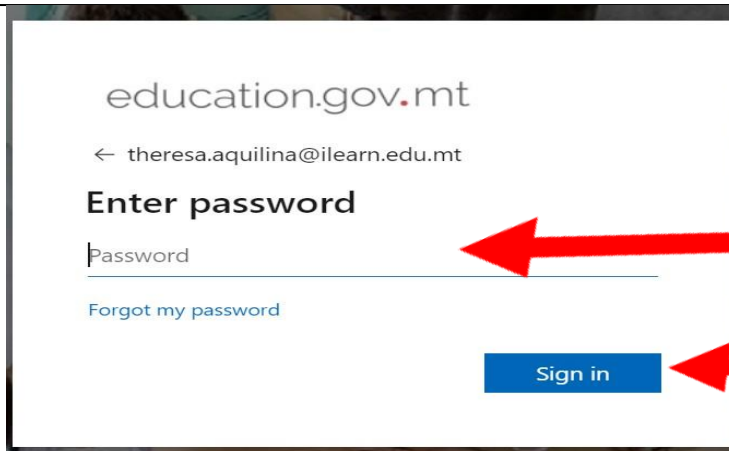
In Browser Type *myapplications.microsoft.com*



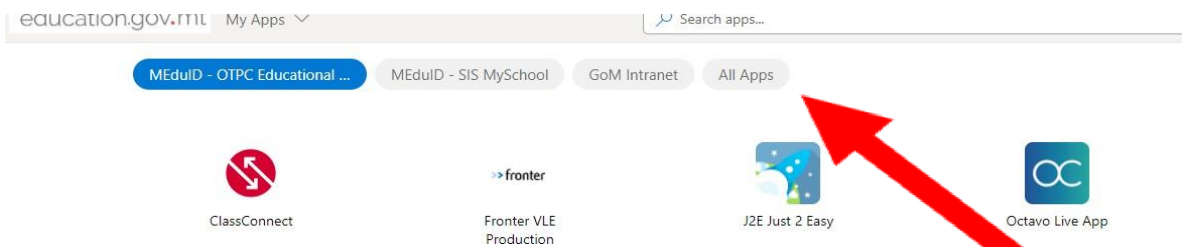
A screenshot of a web browser showing the URL `myapplications.microsoft.com`. The browser's address bar contains the URL, and the page title is `education.gov.mt`. Below the address bar, there is a search bar labeled "Search apps...". The main content area displays a navigation menu with options: `MEduID - OTPC Educa...`, `MEduID - SIS MySchool`, `GoM Intranet`, and `All Apps`. Below the menu, three application icons are visible: `ClassConnect`, `J2E Just 2 Easy`, and `Octavo Live App`. A red arrow points to the address bar.



A screenshot of the Microsoft account selection screen. The heading is "Pick an account". Below the heading, a list of accounts is shown, with the account `theresa.aquilina@ilearn.edu.mt` selected. A red arrow points to the selected account.

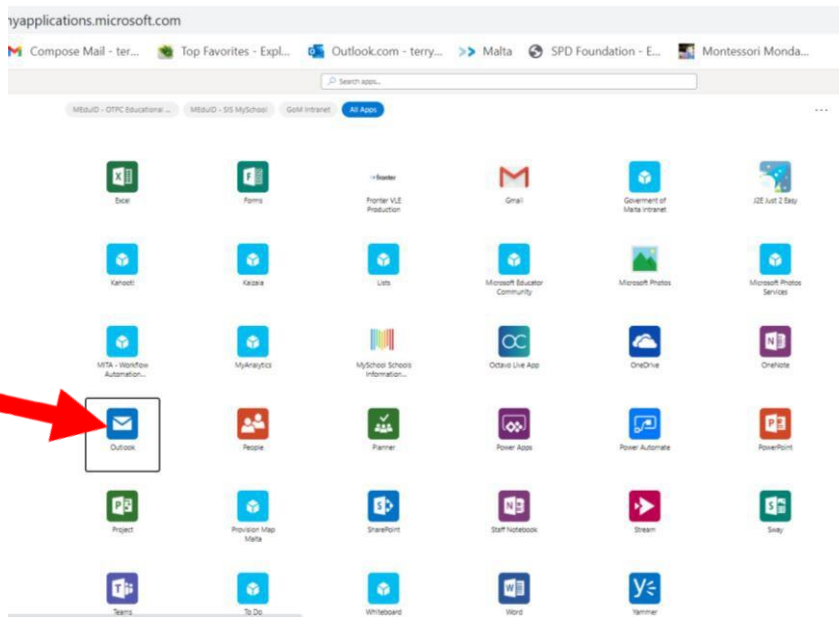


A screenshot of the `education.gov.mt` password entry screen. The heading is "Enter password". Below the heading, there is a password input field labeled "Password". Below the input field, there is a link for "Forgot my password". A blue "Sign in" button is located at the bottom right. Two red arrows point to the password input field and the "Sign in" button.

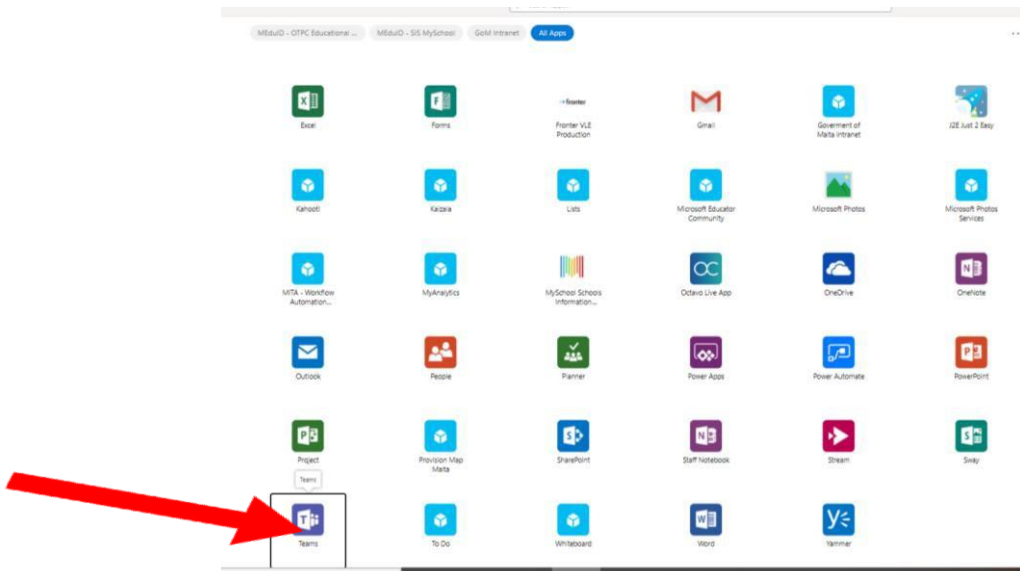


A screenshot of the `education.gov.mt` "My Apps" page. The navigation menu shows `MEduID - OTPC Educational ...`, `MEduID - SIS MySchool`, `GoM Intranet`, and `All Apps`. Below the menu, four application icons are visible: `ClassConnect`, `Frontier VLE Production`, `J2E Just 2 Easy`, and `Octavo Live App`. A red arrow points to the `J2E Just 2 Easy` icon.

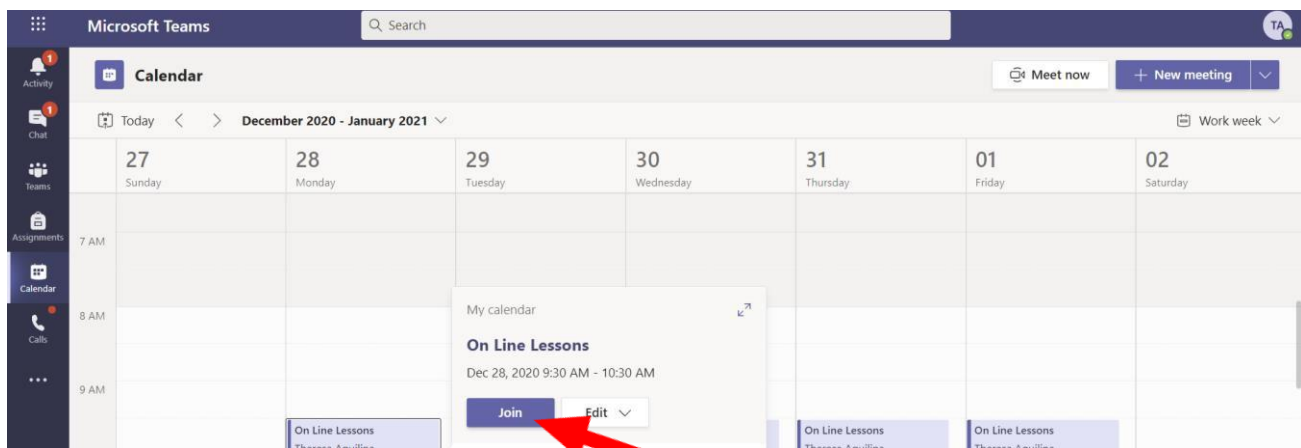
TO LOGIN (EMAILS)



TO JOIN TEAMS



Step 1



Step 2